

February 2019

Equine Newsletter

SUMMERLEAZE
FARM & EQUINE VETS



Equine Reproduction- Start of the season

For those considering putting their mare in foal this season or putting your stallion to public stud this is just a brief overview of what you should be thinking about at the start of the season. Over the next few newsletters we will include more information on equine reproduction, however if you are interested in this topic please feel free to attend our equine reproduction evening on the 13th February.

What is artificial insemination?

Artificial insemination is the process of collecting sperm cells from a male animal and manually depositing them into the reproductive tract of a female. It can either be fresh, chilled or frozen. It has some advantages from natural covering in that your mare can stay at home and that it removes the physical risk of natural covering. However, it can also require several ultrasound scans as timing needs to be more accurate (particularly with frozen AI). The success rate with frozen AI is also significantly lower than with either chilled AI or natural covering. Thoroughbreds can also not be raced if they have been produced by AI. Whether to choose AI or natural covering will depend on what you want to breed and your particular set up.

What do I need before I breed from my mare?

It is important to maintain your mare in good health by keeping her up to date with her vaccinations, worming, farriery, dentistry, maintain her in Good Body Condition and provide her with a balanced diet with vitamins and minerals. Older mares are more likely to struggle to be put in foal, to carry a foal and to support a foal once it has been born. Ideally putting a mare in foal when she is younger before waiting for her competition career to be over is ideal.

You may also need to do different pre-breeding tests before sending her to stud. It is also advisable to have an initial veterinary exam so we can evaluate the conformation of her vulva, her vagina and cervix using a speculum. And undertake an ultrasound examination of the uterus and ovaries carried out internally through the rectum. It is also important to identify any health problems. Some of which may exclude your mare from being a potential broodmare.

What tests do I need to do to my mare before I can send her to stud?

The tests your mare will need to undergo will depend on the stud you wish to send her to. It is very important that you check with the stud in good time before you want to cover her.

Test	Date	Timeframe- at lab
Swabs for CEM, <u>Klebsiella pneumoniae</u> and <u>Pseudomonas aeruginosa</u>	Take swabs after 1st January each year	Culture requires a week PCR requires 48 hours
Blood test for Equine Viral Arteritis	After 1 st January each year	24-48 hours
Endometrial swabs for bacterial infection- Mares must be in oestrus	In the preceding oestrus cycle before breeding or at the beginning of oestrus so that the mare can be covered in the same oestrus. May need to be done at stud or before	24-48 hours
Blood test for Equine Infectious Anaemia (EIA)- "Coggins Test"	After 1 st January each year	24-48 hours
Blood test for strangles	Within 28 days of going to stud	24-48 hours
Blood test for Equine Herpes	Within 28 days of going to stud	24-48 hours

SUMMERLEAZE-VETS.CO.UK

Contact us on 01297 304007

Email: summerleaze@summerleaze-vets.co.uk

What do I need to do to before I breed from my stallion?

It is important to also maintain your stallion's general health by keeping up with vaccinations, worming, farriery, dentistry, maintaining a good Body Condition, providing a balanced diet with vitamins and minerals

It is also advisable to undertake an initial veterinary exam before putting your stallion to public stud so we can look at his libido- if possible, his conformation, undertake semen analysis, identify any other health problems and undertake any pre breeding tests


What tests do I need to do to my stallion before I can use him at stud?


Below we have a list of tests you may wish to consider but the need for them will depend on your set up.

Test	Date	Timeframe at lab
Contagious Equine Metritis (CEM) swabs	Take swabs after 1st January each year 2 sets of swabs at least 7 days apart- swabs are taken from the urethra, urethral fossa, penile sheath and pre-ejaculatory fluid where possible.	Culture requires a week PCR requires 48 hours
Blood test for Equine Viral Arteritis	After 1 st January each year	24-48 hours
Blood test for Equine Infectious Anaemia (EIA)- "Coggins Test"	After 1 st January each year	24-48 hours
Blood test for strangles	Within 28 days of going to stud	24-48 hours


What extra should I do for my mare whilst she is pregnant?

Your mare will require additional vaccinations whilst pregnant including Influenza as normal, EHV: 3 vaccinations potentially required depending on your set up (5th month, 7th month and 9th month of pregnancy) and tetanus a month before delivery. During pregnancy it is important to provide a balanced diet throughout pregnancy- only increasing quantities in last 3 months, maintain foot care, worm egg count every 3 months and give ivermectin for high risk of worm burden at 10 months. Pregnancy scans are also highly recommended particularly days 16-18 for twins and at 30-35 days for a heartbeat.


Reproduction Evening




Please join us on
13th February 2019
at
Coombefield Veterinary Hospital, Axminster
7pm for 7.30pm start



An informative evening on breeding horses aimed at those who have already bred a foal or those considering breeding for the first time.

We aim to provide you with the information needed to choose a stallion, decide on the mating process and how to ensure your mare is in the best of health for conception and beyond.

The foaling process often causes anxiety, we hope to provide you with the information you need about what to expect and when to call us, that's if you are lucky enough to see your mare foal. They are very good at doing it when you least expect!!



If you have any enquiries or you would like to book a space, please contact us by email summerleaze@summerleaze-vets.co.uk or telephone 01297 304007

Contact us on 01297 304007

Email: summerleaze@summerleaze-vets.co.uk